

# 4048 - Champ Inspection Light



Made In USA

**CHAMP**<sup>®</sup>

Frame Straightening Equipment Inc.

## Parts List

- A** Frame Structure
- B** 2 - 9/16" x 3" Bolts
- C** 3 - Light Housing
- D** 8 - 5/16" x 2" Bolts, Washers and 4 Locking Nuts
- E** 4 - 5/16" Hand Knobs
- F** 4 - Wheels w/ Locking Washers and Nuts (2 Wheels are locking wheels)
- G** 4 - End Caps



**WARNING** Read all assembly instructions completely before attempting to assemble unit. Improper assembly could result in damage to Inspection Light or injury to user. The Inspection Light should be inspected regularly for damage. Do not use if any cracks in metal or welds are present.

Champ Frame Straightening Equipment, Inc.

1.



Attach straight bar of the Frame Structure (A) with 3" bolt (B)

2.



Fully tighten 3" bolt (B) to straight bar of the Frame Structure (A). Repeat step 1 and 2 for other side of Frame Structure (A) straight bar.

3.




Slide 2" bolt (D) through hole on bracket attached to Light Housing (C). Repeat on both sides of Light Housing (C). *NOTE: washer must be between frame structure and light bracket.*

4.



Place protruding 2" bolt (D) through provided hole in the bottom of upright Frame Structure (A). Place Hand Knob (E) on outside of Frame Structure (A) and tighten. Repeat on both sides.

5.



Repeat step 3 for middle Light Housing (C). *NOTE: middle light will have 4 - 2" bolts (D) that will be tightened with Locking Nuts and will not be adjustable. Fully tighten nuts.*

6.




Repeat step 3 for the top Light Housing (C).

7.



Repeat step 4 for the top Light Housing (C).

8.



Fully tighten all nuts on brackets (included and already pre-assembled) on Light Housings (C).

9.



Carefully lift ends of Frame Structure (A) and slide Wheel (F) through provided hole in bottom of Frame Structure (A). Fully tighten with locking washer and nut. Repeat on all 4 corners.

10.



Place End Caps (G) on end of Frame Structure (A). Repeat on each corner.



Assembled Champ Inspection Light