

# 1422 - Champ Truck Bed Handler

---

**CHAMP**

Frame Straightening Equipment Inc.



Made In USA




**WARNING** Read all assembly instructions completely before attempting to assemble unit. Improper assembly could result in damage to the truck bed or injury to user.

Champ Frame Straightening Equipment, Inc.


# Parts List

- A.** (4) Arms
- B.** (2) Arm Holders
- C.** (1) 30" Center Tube
- D.** (1) Bolt with Handle
- E.** (4) End Caps







Screw in the bolt with the handle into the slider that's on the center tube (C).




Layout the center tube (C) and the arm holders (B) like the above picture.



Insert each arm holder (B) into the center tube (C) to the desired length and tighten the bolts.



Insert the end caps (E) into each arm (A).



Insert each arm (A) into the arm holders (B) to the desired width and tighten the bolts on the arm holders (B).



Completed Champ Truck Bed Handler pictured above.